


Kindergarten

Homework Planner for the week of 12/9 to 12/13 Due Friday 12/13

*Packets will go home each Friday and will be due back by the following Friday. Please see the back for your child's special schedule and list of sight words introduced so far.

Monday 12/9 – Day 1 ◇ Read or be read to for 10 minutes ◇ <u>Practice High Frequency Words</u>	 <h3>Written Homework</h3> <ul style="list-style-type: none">◇ Foundations Handwriting: e, r◇ Full Steam Ahead: Beginning sounds◇ Math Worksheets: Subtracting within 5 (2 pages) <p>Please put your name on all worksheets to be handed in.</p> <p><u>Do Not</u> hand this planner in. Please keep it at home for your reference.</p>
Tuesday 12/10 – Day 2 ◇ Read or be read to for 10 minutes ◇ <u>Practice High Frequency Words</u>	
Wednesday 12/11 – Day 3 ◇ Read or be read to for 10 minutes <u>Practice High Frequency Words</u>	
Thursday 12/12 – Day 4 ◇ Read or be read to for 10 minutes ◇ <u>Practice High Frequency Words</u>	
Friday 12/13 – Day 5 ◇ Read or be read to for 10 minutes ◇ <u>Practice High Frequency Words</u>	

see

Reminders:

- Monday, December 16th is our trip to the movies.
- Wednesday, December 18th 9:30 am Kindergarten Mini-Concert and classroom visit

Specials Schedule

Kirsch

Day 1 & 4 Gym
Day 2 & 5 Art
Day 3 & 6 Music
Day 5 Library

Leveque

Day 1 & 4 Art
Day 2 & 5 Music
Day 3 & 6 Gym
Day 2 Library

Wilson

Day 1 & 4 Music
Day 2 & 5 Gym
Day 3 & 6 Art
Day 3 Library

Library books are do back in school on or before your child's library day. Students will not get a new book if the old book has not been returned.

Don't forget your sneakers on Gym day!

High Frequency Words

Unit 1	Unit 2
* a	*see
*me	look
*the	here
* I	is
*like	this
*my	an
	and

*indicates the word has been introduced in class and students should be practicing the word at home

These are all of Unit 2 words. Please keep them in a safe place at home. Each week new words will be introduced. They will be listed on the homework planner. As new words are introduced please add the new words to the words your child is working on. Students are working on how to read the words first. If your child can easily read the words, you can focus on learning how to spell/write them.

is

an

look

and

see


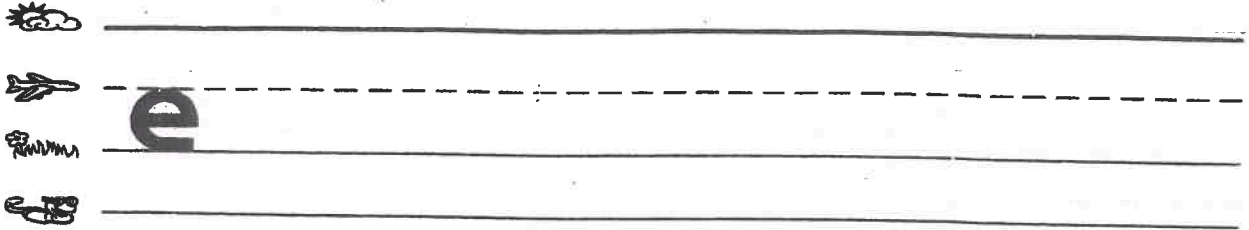
here

this

Name: _____

Homework

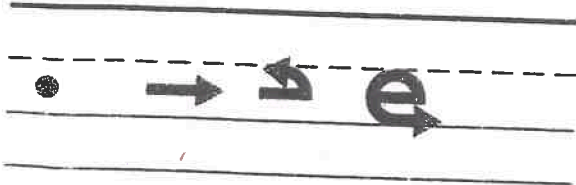
Directions: Trace over the first letter. Write the letter again 5 times.



Letter Formation for e

e is a plane line round letter, but it is special.
e starts below the plane line.

1 2 3 4



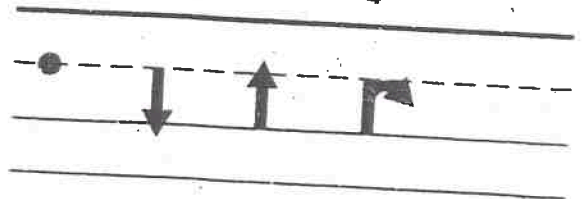
1. Point between the plane line and the grass line.
2. Fly under the plane line.
3. Then go up to the plane line,
4. and around to the grass line.

Letter Formation for r

r is a plane line letter.

It starts on the (plane line).


1 2 3 4



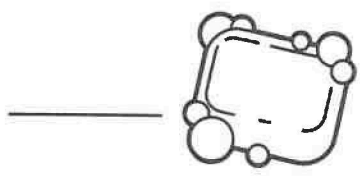
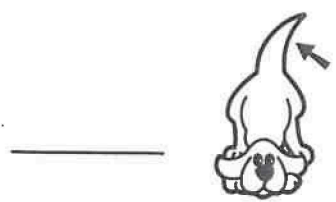


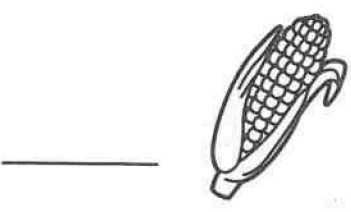
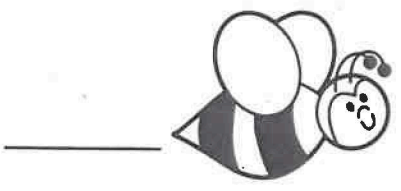
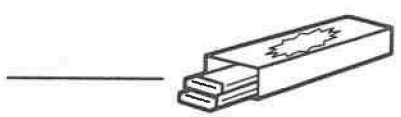
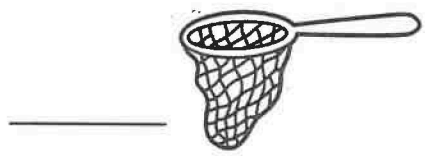




1. Point to the plane line.
2. Go down to the grass line.
3. Trace back up to the plane line,
4. and make a little curve.

Full Steam Ahead!

 Write the beginning letter.

 Cross out each letter after it has been used.

b c d f g h i m n p r s t



NAME: _____


Subtracting Within 5

Example




4

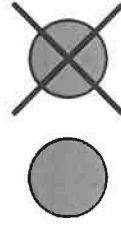
5 take away 1 is



3 take away 1 is



4 take away 1 is




2 take away 1 is


Ask children to look at each picture and numbers. Then have them write how many are left.

NAME: _____

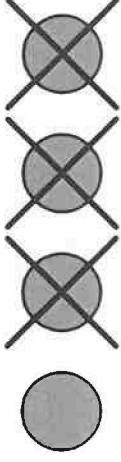
Subtracting Within 5



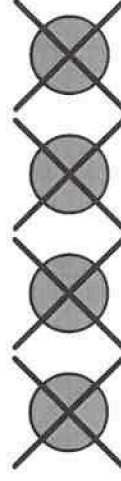
2 take away 2 is



3 take away 2 is



4 take away 3 is



4 take away 4 is

Ask children to look at each picture and numbers. Then have them write how many are left.